



# EDUCADITOS

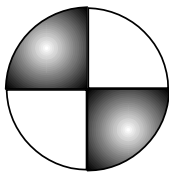
## MATEMÁTICA

# 5° PRIMARIA


# LA FRACCIÓN



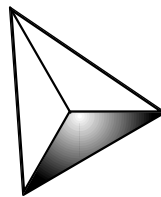
- EXPRESA con una fracción la parte de cada figura que está coloreada.



\_\_\_\_\_



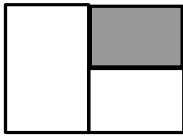
\_\_\_\_\_



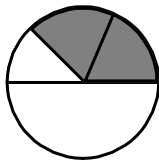
\_\_\_\_\_




\_\_\_\_\_



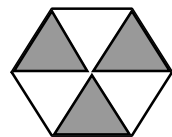
\_\_\_\_\_



\_\_\_\_\_

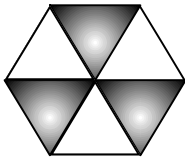


\_\_\_\_\_




\_\_\_\_\_

- COLOCA su LECTURA y ESCRITURA de las fracciones coloreadas.




Se lee:

\_\_\_\_\_




Se lee:

\_\_\_\_\_



Se lee:

\_\_\_\_\_



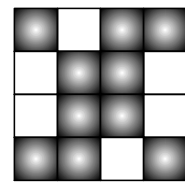
Se lee:

\_\_\_\_\_



Se lee:

\_\_\_\_\_



Se lee:

\_\_\_\_\_

CLASE DE FRACCIONES

Las fracciones se clasifican de la siguiente manera:

Nombre de la fracción	Características	
Fracciones decimales	El denominador es la unidad seguida de ceros.	$\frac{3}{10}$ ; $\frac{5}{100}$ ; $\frac{36}{1000}$ ; $\frac{1}{10000}$
Fracciones propias	El denominador es mayor que el numerador.	$\frac{1}{2}$ ; $\frac{6}{9}$ ; $\frac{4}{5}$ ; $\frac{9}{11}$ ; $\frac{2}{13}$
Fracciones impropias	El denominador es menor que el numerador.	$\frac{8}{7}$ ; $\frac{17}{15}$ ; $\frac{24}{20}$ ; $\frac{33}{24}$ ; $\frac{7}{3}$
Fracciones iguales a la unidad	El denominador es iguala al denominador.	$\frac{5}{5}$ ; $\frac{4}{4}$ ; $\frac{12}{12}$ ; $\frac{17}{17}$ ; $\frac{25}{25}$
Fracciones homogéneas	Los denominadores son los mismos.	$\frac{2}{4}$ ; $\frac{7}{4}$ ; $\frac{1}{4}$ ; $\frac{3}{4}$ ; $\frac{5}{4}$
Fracciones heterogéneas	Los denominadores son diferentes.	$\frac{1}{5}$ ; $\frac{2}{3}$ ; $\frac{7}{18}$ ; $\frac{3}{15}$ ; $\frac{7}{20}$

COMPARACIÓN DE FRACCIONES:

- En las fracciones menores que la unidad el denominador es menor que el denominador.
- En las fracciones mayores que la unidad el numerador es mayor que el denominador.
- ESCRIBE el signo =, < o >, según corresponda:

$$\frac{\quad}{8} \square \frac{\quad}{4}$$

$$\frac{1}{8} \square \frac{4}{8}$$

$$\frac{2}{3} \square \frac{2}{5}$$

$$\frac{6}{10} \square \frac{2}{5}$$

$$\frac{4}{5} \square \frac{4}{2}$$

$$\frac{3}{4} \square \frac{3}{2}$$

$$\frac{2}{3} \square \frac{3}{4}$$

$$\frac{4}{5} \square \frac{3}{5}$$

$$\frac{1}{8} \square \frac{7}{8}$$

$$\frac{18}{13} \square \frac{4}{13}$$

$$\frac{25}{7} \square \frac{1}{9}$$

$$\frac{6}{10} \square \frac{15}{10}$$

$$\frac{1}{2} \square \frac{6}{12}$$

$$\frac{7}{15} \square \frac{3}{14}$$

$$\frac{84}{16} \square \frac{7}{5}$$

FRACCIÓN IMPROPIA - NÚMERO MIXTO

Es una fracción formada por una parte entera y una parte fraccionaria.

Ejemplo:

A. Convertir a mixto. -

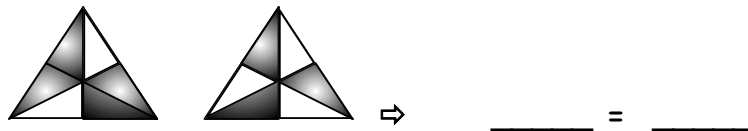
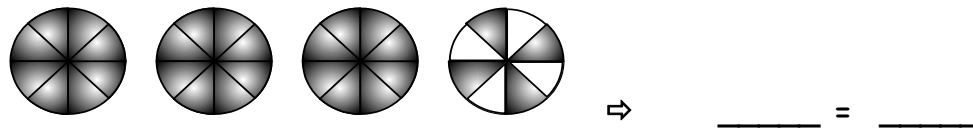
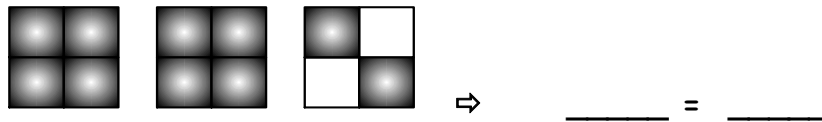
$$\frac{15}{4} = 3 \frac{3}{4}$$

$$\begin{array}{r} 15 \quad | \quad 4 \\ \underline{12} \quad | \\ -3 \end{array}$$

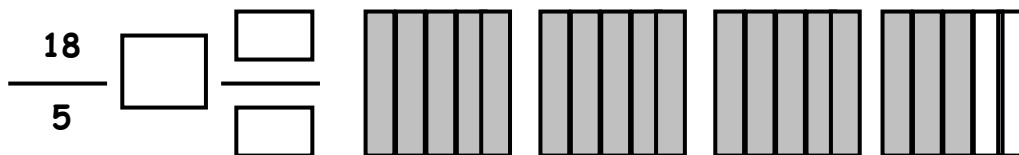
B. Convertir a fracción:

$$3 \frac{3}{4} = \frac{3 \times 4 + 3}{4} = \frac{15}{4}$$

- ESCRIBE la fracción impropia y escribe el número mixto que representa.



- ESCRIBE el número mixto que corresponde y represéntalo gráficamente:



- TRANSFORMAR a mixto:

a)  $\frac{7}{3} \rightarrow$

b)  $\frac{69}{11} \rightarrow$

c)  $\frac{7}{2} \rightarrow$

d)  $\frac{45}{6} \rightarrow$

FRACCIÓN DE UN NÚMERO:

Ejemplo:

Hallar:

$$\frac{3}{4} \text{ de } 20$$

$$\frac{3}{\cancel{4}^1} = 1$$

$$\frac{5}{\cancel{20}^1} = 15$$

• CALCULAR:

A)  $\frac{5}{7}$  de 14  $\Rightarrow$

B)  $\frac{3}{4}$  de 120  $\Rightarrow$

C)  $\frac{7}{3}$  de 84  $\Rightarrow$

FRACCIONES EQUIVALES

Podemos obtener fracciones equivalentes de dos formas:

Ejemplo:

a)  $\frac{2}{15} = \frac{10}{75}$

x5

b)  $\frac{36}{20} = \frac{9}{5}$

x4

• HALLAR una fracción equivalente a las siguientes:

$$\frac{1}{2} \Rightarrow$$

$$\frac{3}{8} \Rightarrow$$

$$\frac{3}{8} \Rightarrow$$

$$\frac{8}{10} \Rightarrow$$

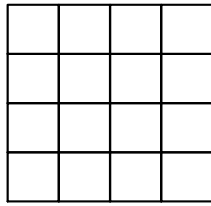
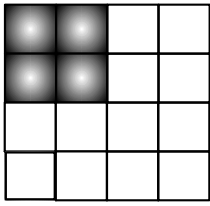
$$\frac{3}{4} \Rightarrow$$

$$\frac{8}{10} \Rightarrow$$

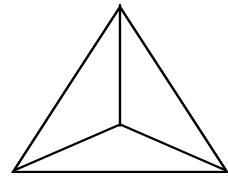
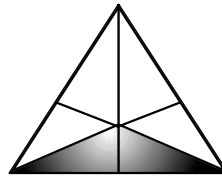
$$\frac{30}{80} \Rightarrow$$

$$\frac{2}{9} \Rightarrow$$

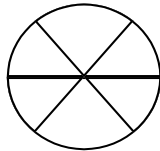
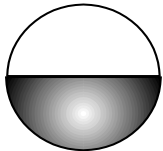
• COLOREA la otra figura de modo que sean equivalentes y COMPLETA.



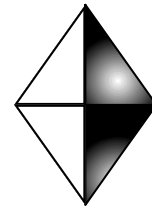
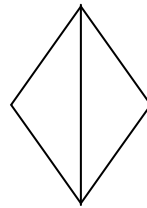
\_\_\_\_\_ = \_\_\_\_\_



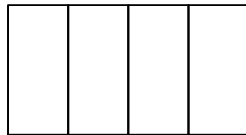

\_\_\_\_\_ = \_\_\_\_\_



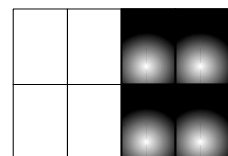
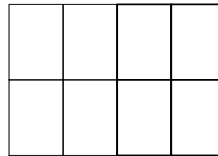
\_\_\_\_\_ = \_\_\_\_\_



\_\_\_\_\_ = \_\_\_\_\_



\_\_\_\_\_ = \_\_\_\_\_



\_\_\_\_\_ = \_\_\_\_\_

**ADICIÓN Y SUSTRACCIÓN DE FRACCIONES**

a) Para sumar o restar fracciones homogéneas, se suman o se restan los numeradores y se coloca el mismo denominador.

$$\frac{3}{8} + \frac{1}{8} = \frac{4}{8}$$

$$\frac{5}{13} + \frac{1}{13} = \frac{6}{13}$$

b) Para sumar o restar fracciones heterogéneas, se busca el mínimo común denominador y se divide éste entre cada uno de los denominadores y se multiplica el resultado con cada uno de los numeradores, luego se opera como se indica.

Ejemplo:

$$\frac{5}{8} + \frac{1}{4} = \frac{5+2}{8} = \frac{7}{8} \quad \text{M.C.M.} = 8$$

$$\frac{7}{9} + \frac{5}{11} = \frac{77 + 45}{99} = \frac{122}{99} \quad \text{M.C.M.} = 99$$

- EFECTUA las siguientes operaciones:

$$\frac{7}{9} + \frac{1}{10} =$$

$$\frac{5}{8} + \frac{1}{2} =$$

$$\frac{1}{2} - \frac{1}{4} =$$

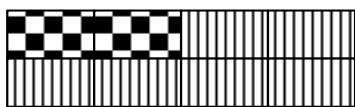
$$\frac{7}{12} - \frac{1}{3} =$$

$$\frac{7}{10} - \frac{1}{5} =$$

$$\frac{1}{2} + \frac{1}{4} =$$

$$\frac{7}{12} + \frac{1}{3} =$$


- COMPLETA las adiciones relacionadas con cada figura.



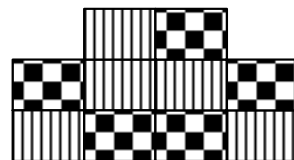
$$\underline{\quad} + \underline{\quad} = \underline{\quad}$$



$$\underline{\quad} + \underline{\quad} = \underline{\quad}$$



$$\underline{\quad} + \underline{\quad} = \underline{\quad}$$



$$\underline{\quad} + \underline{\quad} = \underline{\quad}$$

## ESCRITURA Y LECTURA DE FRACCIONES

**INSTRUCCIONES:** Pinta del mismo color la escritura de fracciones con su respectiva lectura (literal)

1.  $\frac{3}{4}$

2.  $\frac{5}{3}$

3.  $\frac{5}{8}$

4.  $\frac{10}{12}$

5.  $\frac{6}{9}$

6.  $\frac{3}{2}$

7.  $\frac{9}{9}$

8.  $\frac{3}{5}$

9.  $\frac{5}{4}$

10.  $\frac{2}{3}$

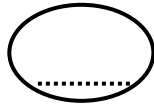



## COMPARACIÓN DE FRACCIONES


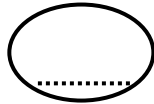

**INSTRUCCIONES:** Compara las fracciones enunciadas escribiendo los signos:

>, = o <.

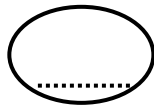

1.




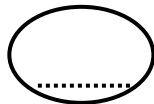

2.



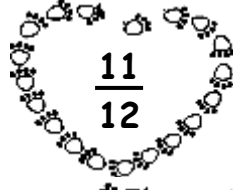
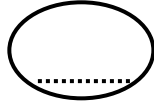

3.




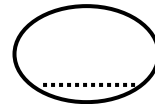

4.



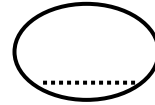

5.




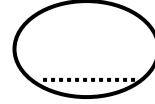

6.




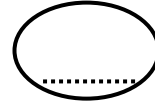

7.




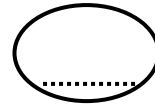

8.



9.



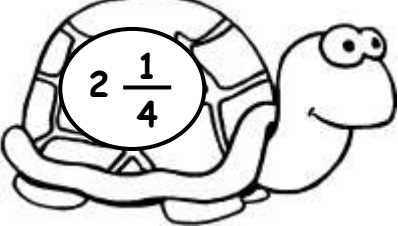
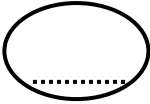
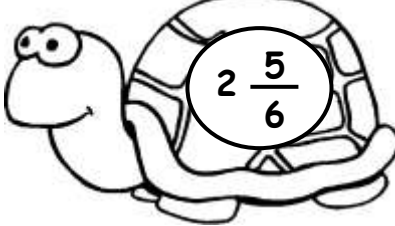
10.


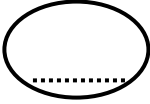
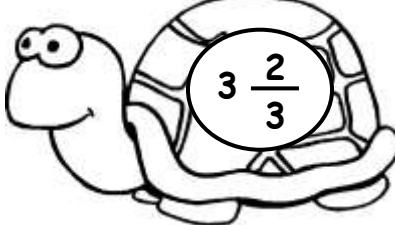



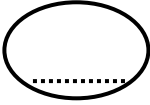
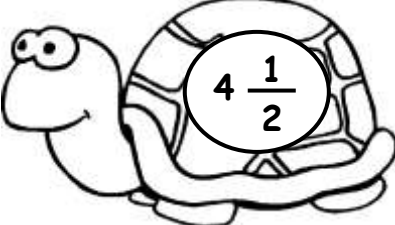


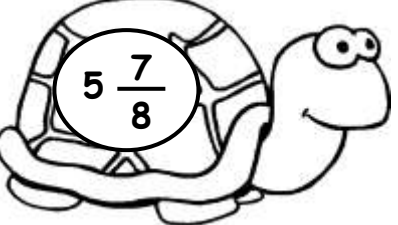

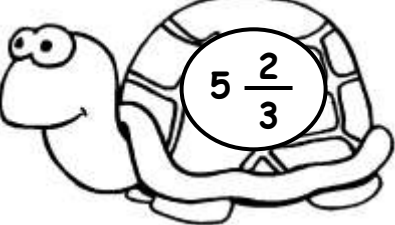
## COMPARACIÓN DE FRACCIONES

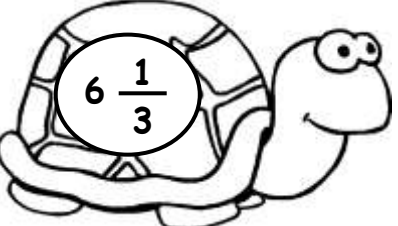
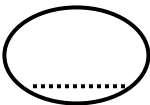

**INSTRUCCIONES:** Compara fracciones mixtos utilizando los signos:  $>$  ,  $=$  o  $<$ .


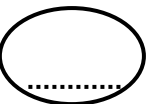
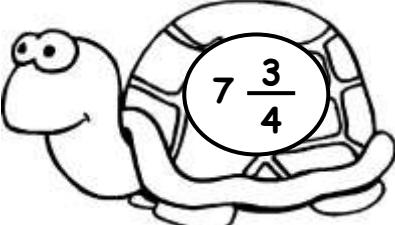
1.   

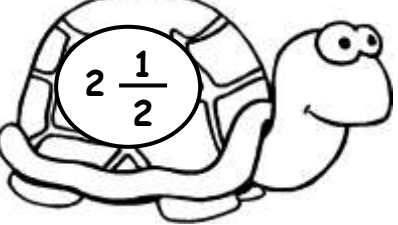

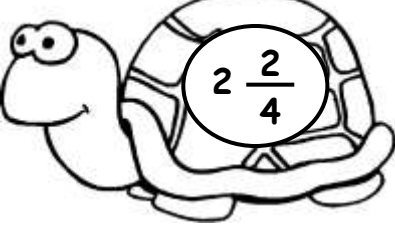
2.   

3.   

4.   

5.   

6.   

7.   

## SUMA DE FRACCIONES HETEROGÉNEAS

**INSTRUCCIONES:** Efectúa las operaciones planteadas y pinta del mismo color cada ejercicio con sus respectivos resultados.

$$\frac{15}{20} + \frac{35}{49} + \frac{27}{42} + \frac{26}{56}$$

$$\frac{18}{27} + \frac{32}{40} + \frac{45}{54} + \frac{44}{60}$$

$$\frac{24}{32} + \frac{35}{42} + \frac{64}{72} + \frac{39}{54}$$

$$\frac{36}{45} + \frac{56}{64} + \frac{72}{80} + \frac{68}{80}$$

$$\frac{45}{54} + \frac{88}{96} + \frac{78}{96} + \frac{76}{96}$$

$$\frac{36}{42} + \frac{63}{72} + \frac{90}{168} + \frac{140}{224}$$

