



EDUCADITOS

MATEMÁTICA

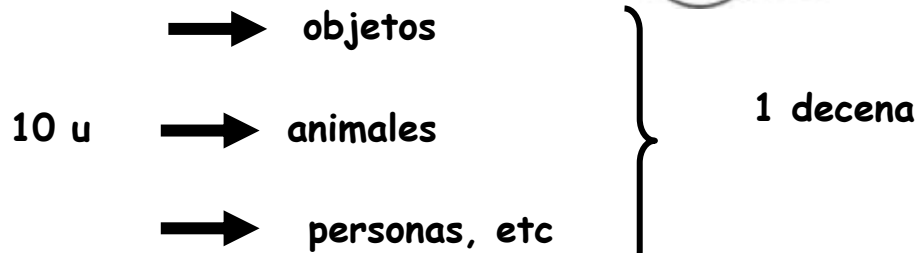
1° PRIMARIA

LA DECENA

Es la agrupación de 10 unidades.

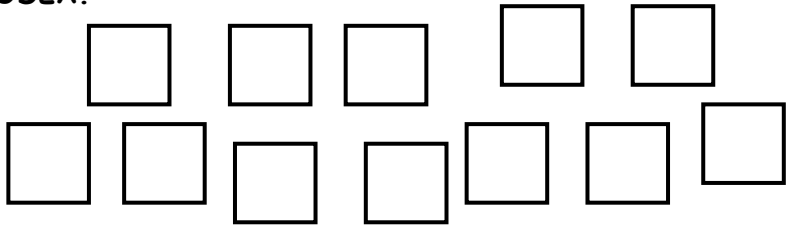


Ejemplo:

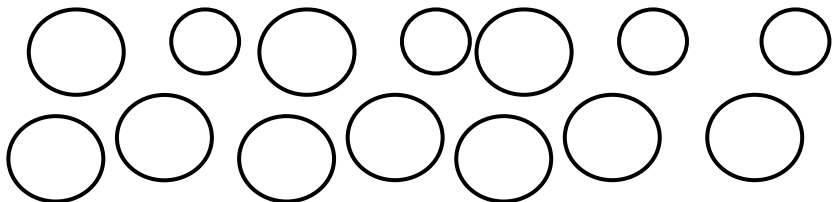


• CUENTA, PINTA y RODEA.



10 unidades



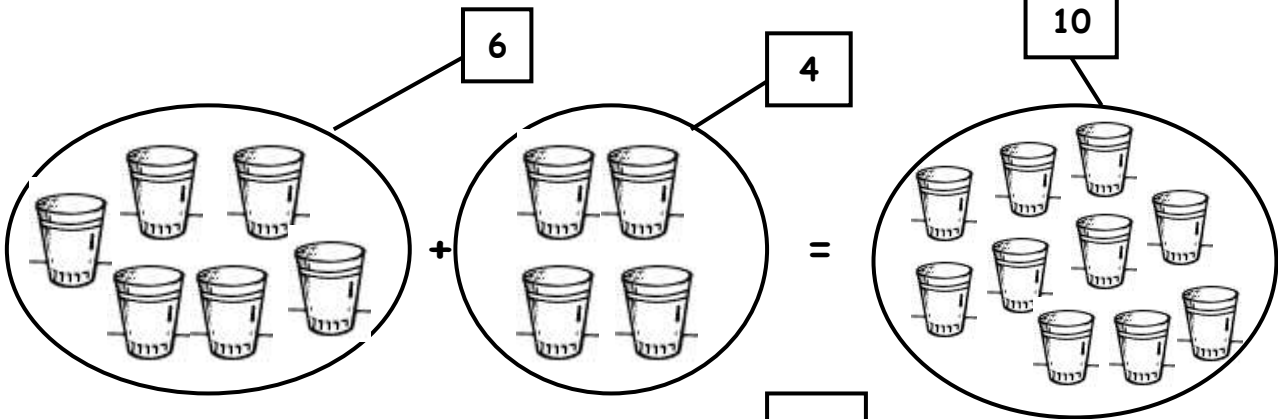
1 decena



• PINTA 10.



FORMA LA DECENA



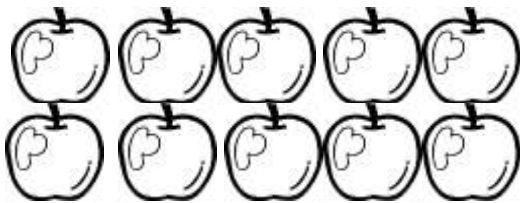
• **GRAFICAMOS**



• **¿Cuántos hay?**

Unidad

Decena




1

Decena

y





12



1

Decena

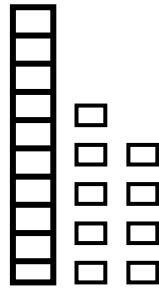
y



13

• UBICA y COMPLETA.

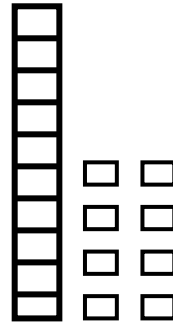
1



| | |
|---|---|
| D | U |
| 1 | 9 |

$10 + 9 = 19$

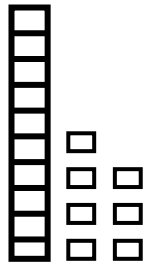
2



| | |
|---|---|
| D | U |
| | |

___ + ___ = ___

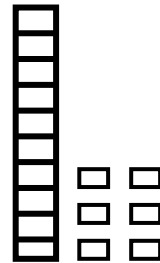
3



| | |
|---|---|
| D | U |
| | |

___ + ___ = ___

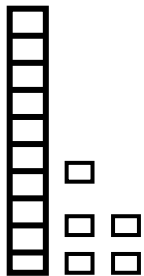
4



| | |
|---|---|
| D | U |
| | |

___ + ___ = ___

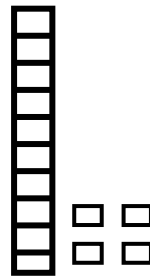
5



| | |
|---|---|
| D | U |
| | |

___ + ___ = ___

6



| | |
|---|---|
| D | U |
| | |

___ + ___ = ___

• CALCULO MENTAL

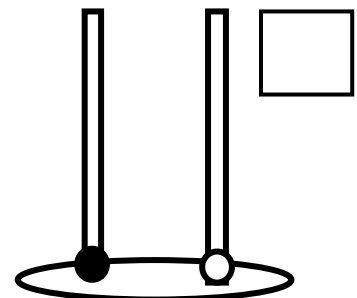
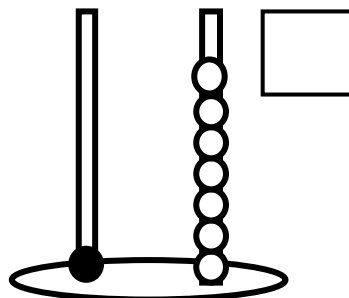
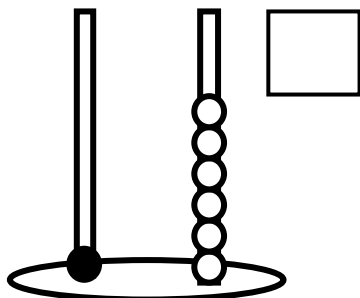
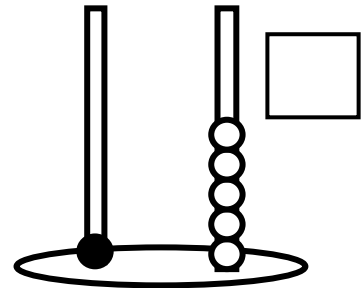
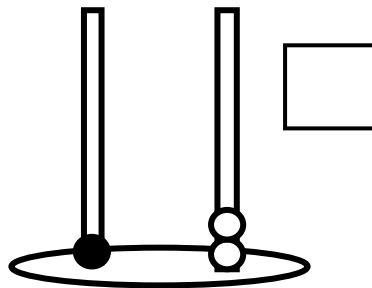
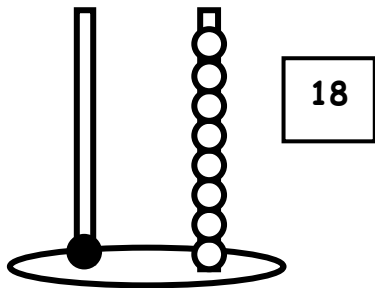
+ 10

| | | | | | | | | |
|----|----|---|---|---|---|---|---|---|
| 1 | 2 | 3 | 4 | 5 | 6 | 7 | 8 | 9 |
| 11 | 12 | | | | | | | |

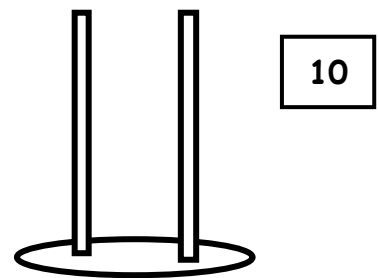
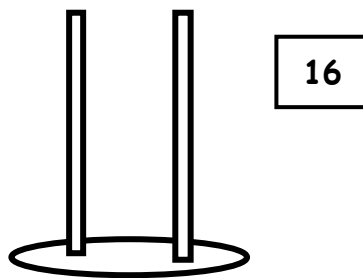
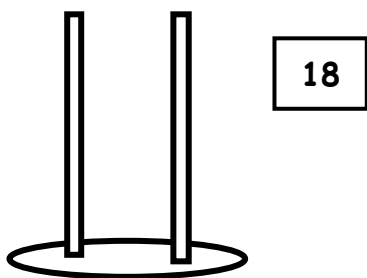
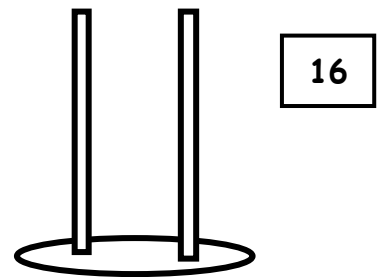
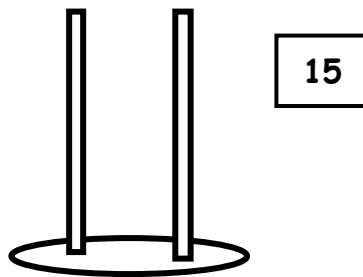
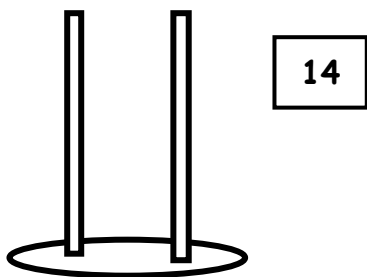
+ 5

| | | | | | | | | |
|---|---|---|---|---|---|---|---|---|
| 1 | 2 | 3 | 4 | 5 | 6 | 7 | 8 | 9 |
| 6 | 7 | | | | | | | |

• ESCRIBE el numero que represente en cada ábaco:



• REPRESENTA cada número en el ábaco:



• RELACIONA:

dieciséis

doce

dieciocho

trece

diecisiete

12

15

11

18

16

13

19

14

17

once

diecinueve

quince

catorce

- **COMPLETA** el cuadro:

| Se lee | Número | Descomposición |
|------------|--------|-----------------------|
| Once | 11 | 1 decena 1 unidad |
| Doce | | __ decena __ unidades |
| Trece | | __ decena __ unidades |
| Catorce | | __ decena __ unidades |
| Quince | | __ decena __ unidades |
| Dieciséis | | __ decena __ unidades |
| Diecisiete | | __ decena __ unidades |
| Dieciocho | | __ decena __ unidades |
| Diecinueve | | __ decena __ unidades |

- **COMPLETA y UBICA:**

| | |
|---|---|
| D | U |
| 1 | 5 |

5

| | |
|--|---|
| | U |
| | |

2

| | |
|--|---|
| | U |
| | |

11

| | |
|---|---|
| D | U |
| | |

15

| | |
|---|--|
| D | |
| | |

7

| | |
|--|---|
| | U |
| | |

9

| | |
|--|---|
| | U |
| | |

14

| | |
|---|--|
| D | |
| | |

10

| | |
|---|---|
| D | U |
| | |

12

| | |
|--|---|
| | U |
| | |

18

| | |
|--|---|
| | U |
| | |

17

| | |
|---|---|
| D | U |
| | |

17

| | |
|---|--|
| D | |
| | |

19

| | |
|--|---|
| | U |
| | |

20

| | |
|---|---|
| D | U |
| | |

9

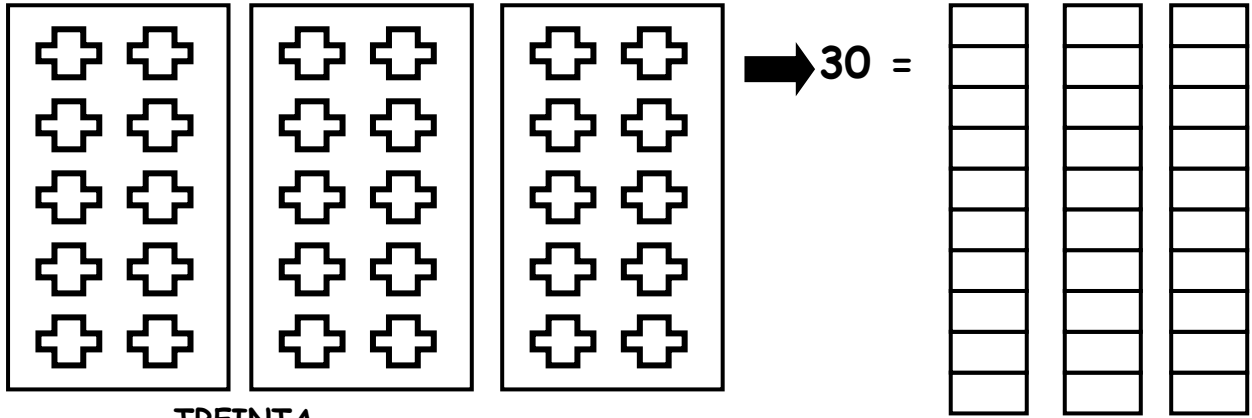
| | |
|--|---|
| | U |
| | |

1

| | |
|--|---|
| | U |
| | |


10

| | |
|---|---|
| D | U |
| | |




TREINTA

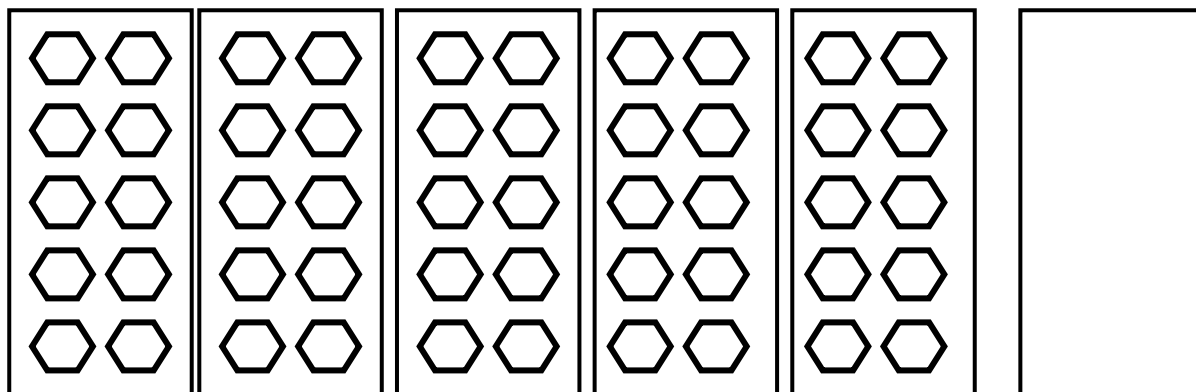
3 DECENAS



4 decenas es = 40 unidades



5 decenas es = 50 cincuenta



6 decenas es = 60 sesenta

- ESCRIBE el equivalente en unidades:

| | | |
|-----|-----|----|
| 6 D | 2 U | 62 |
| 5 D | 7 U | |
| 5 D | 8 U | |
| 3 D | 2 U | |
| 4 D | 4 U | |
| 4 D | 4 U | |
| 3 D | 3 U | |
| 4 D | 2 U | |
| 4 D | 5 U | |
| 5 D | 8 U | |
| 5 D | 1 U | |
| 4 D | 0 U | |
| 2 D | 1 U | |
| 1 D | 5 U | |
| 3 D | 8 U | |
| 2 D | 4 U | |
| 1 D | 6 U | |
| 1 D | 3 U | |
| 2 D | 7 U | |
| 2 D | 8 U | |
| 3 D | 1 U | |
| 1 D | 0 U | |

| | | |
|-----|-----|--|
| 1 D | 2 U | |
| 8 D | 8 U | |
| 5 D | 5 U | |
| 7 D | 7 U | |
| 3 D | 1 U | |
| 9 D | 3 U | |
| 6 D | 6 U | |
| 4 D | 9 U | |
| 2 D | 4 U | |
| 1 D | 5 U | |
| 8 D | 6 U | |
| 2 D | 7 U | |
| 8 D | 1 U | |
| 4 D | 4 U | |
| 2 D | 5 U | |
| 1 D | 8 U | |
| 3 D | 2 U | |
| 4 D | 1 U | |
| 5 D | 2 U | |
| 1 D | 4 U | |
| 4 D | 1 U | |
| 3 D | 2 U | |

- CUENTA y REPRESENTA en el tablero y en ábaco.

| D | U |
|---|---|
| 4 | 3 |

| D | U |
|---|---|
| | |

- OBSERVA el gráfico y ESCRIBE en el tablero posicional.

| D | U |
|---|---|
| 5 | 1 |

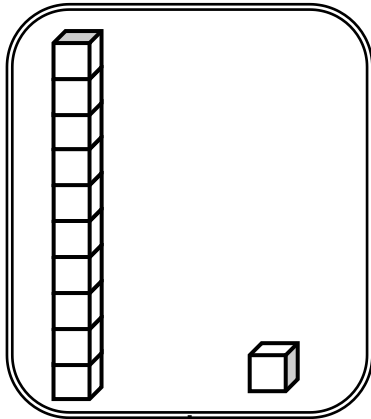
| D | U |
|---|---|
| | |

| D | U |
|---|---|
| 6 | 6 |

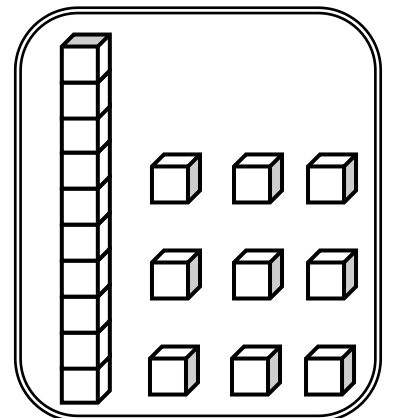
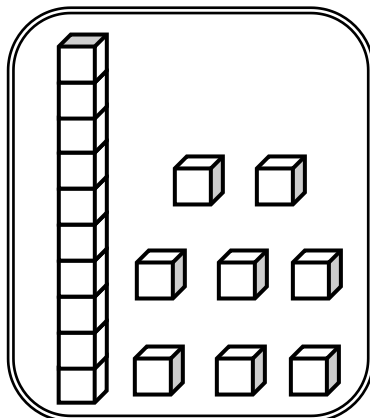
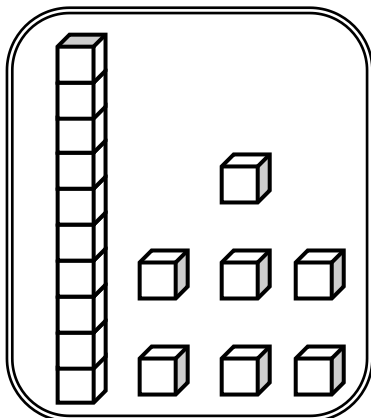
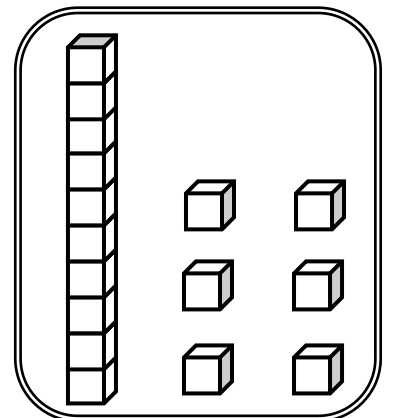
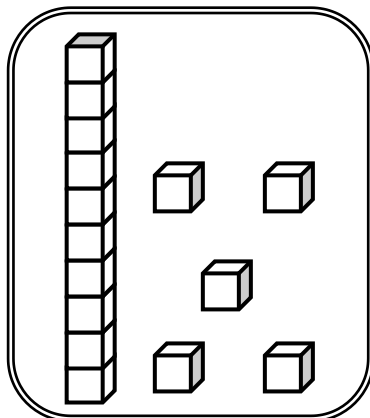
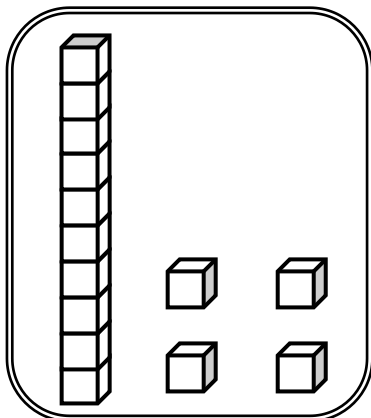
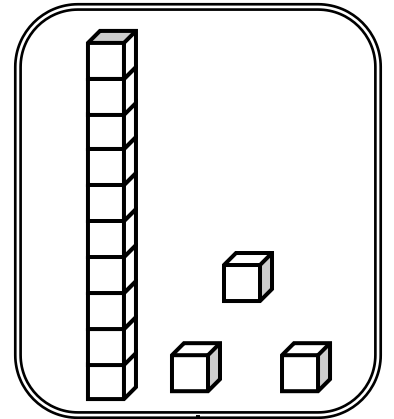
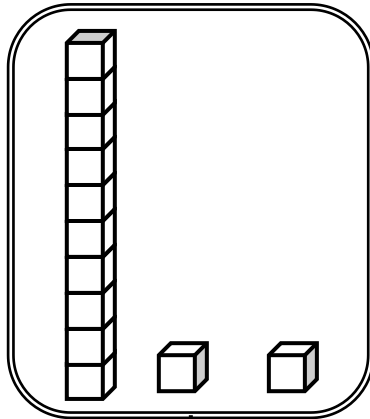
| D | U |
|---|---|
| | |

MATERIAL MULTIBASE

INSTRUCCIONES: Escribe el número que representa cada material MULTIBASE.




11

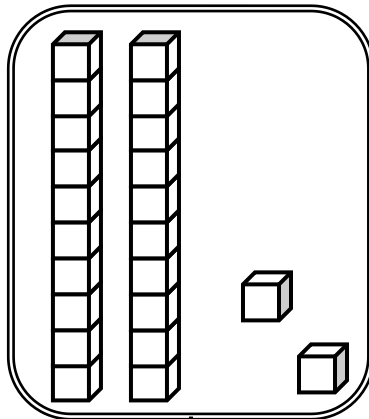


MATERIAL MULTIBASE

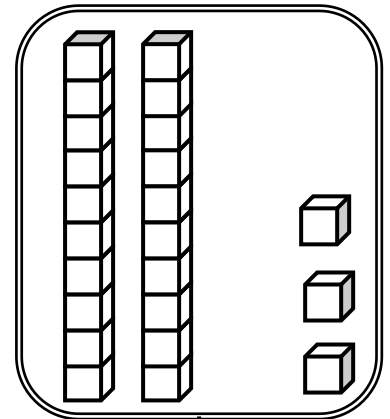
INSTRUCCIONES: Escribe el número que representa cada material MULTIBASE.



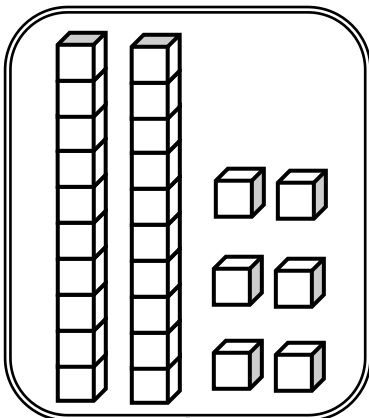
15



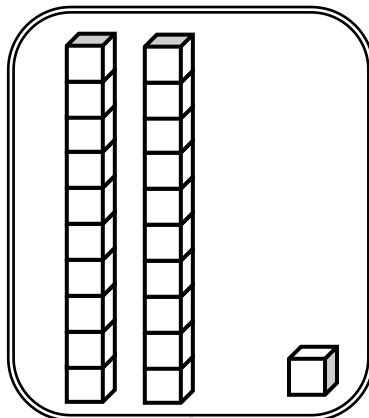
.....



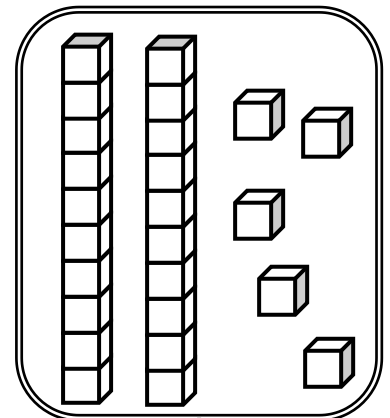
.....



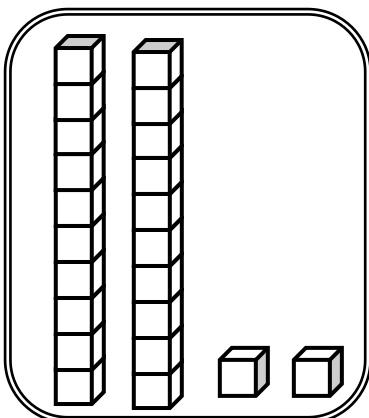
.....



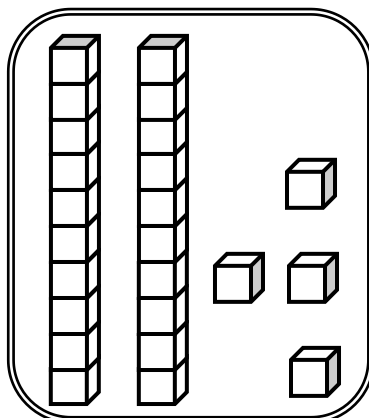
.....



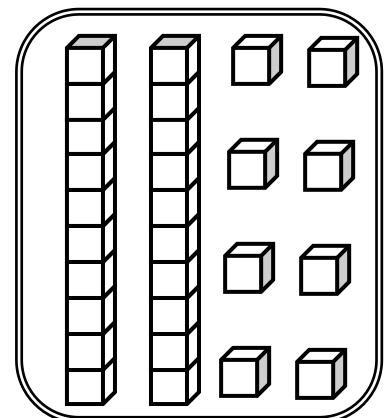
.....



.....



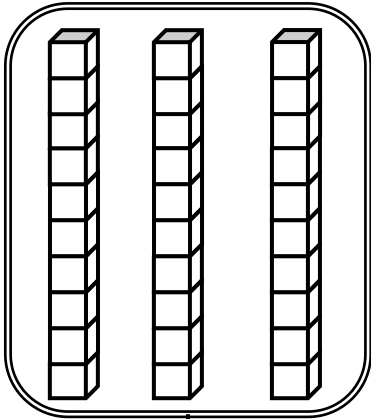
.....




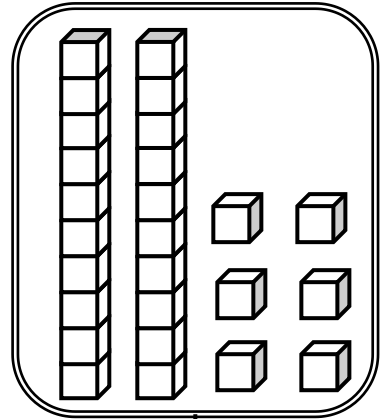
.....

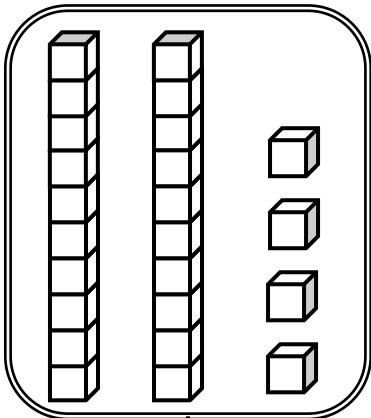
MATERIAL MULTIBASE

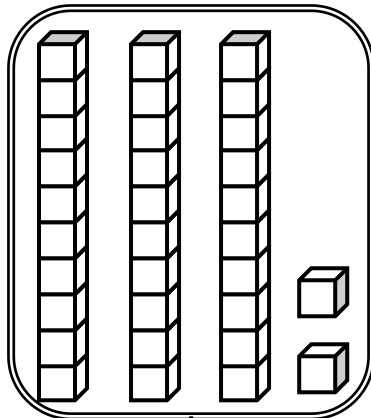
INSTRUCCIONES: Escribe el número que representa cada material MULTIBASE.

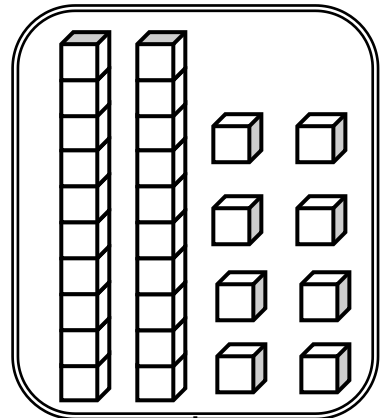


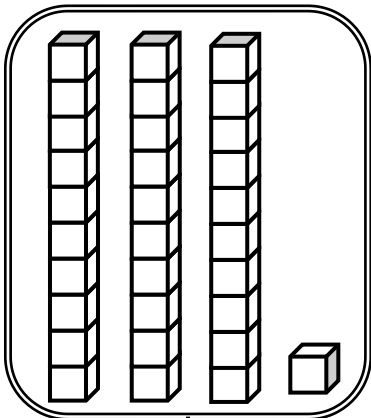


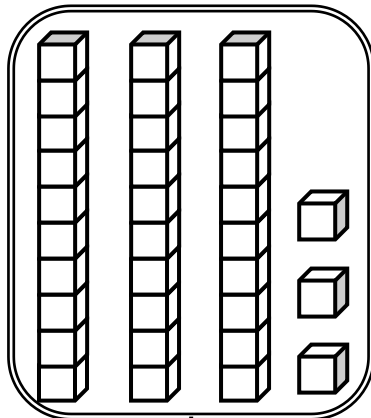















MATERIAL MULTIBASE



INSTRUCCIONES: Escribe literalmente la representación de cada material MULTI BASE.

Trece

LA DECENA Y UNIDADES



INSTRUCCIONES: Escribe en forma numérica y literal.

1

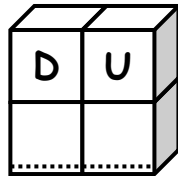



diez


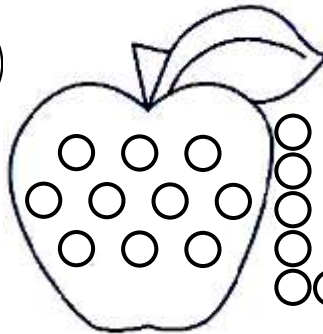
6





2





7



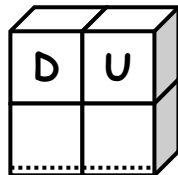

3





8



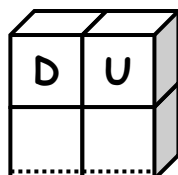

4



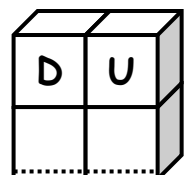

9



5

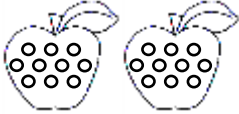
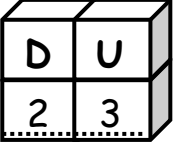




10

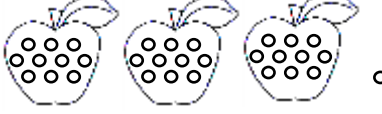



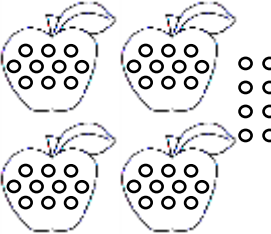

DECENAS Y UNIDADES

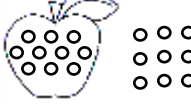

INSTRUCCIONES: Escribe en forma numérica y literal.

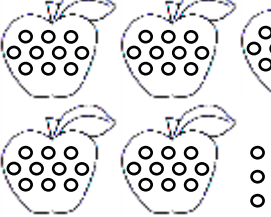

1  :
veintitrés.....

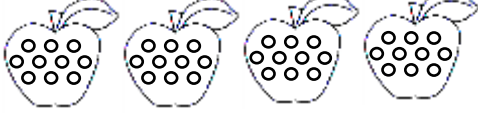

6  :




2  :



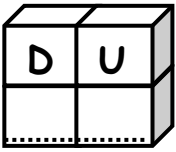
7  :


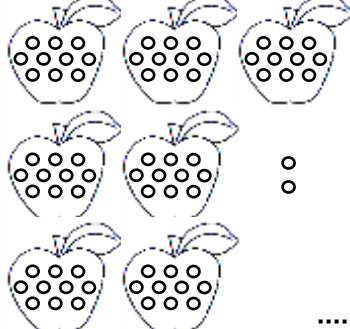

3  :


8  :


4  :


9  :


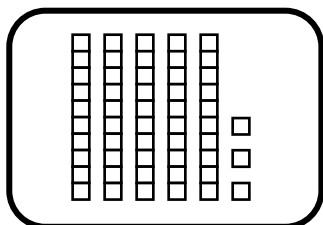
5  :


10  :


DECENAS Y UNIDADES

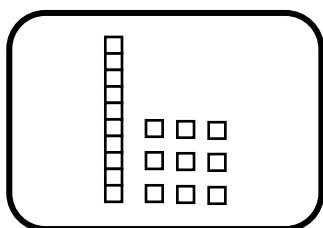
INSTRUCCIONES: Escribe el número que representa el material MULTIBASE.

1

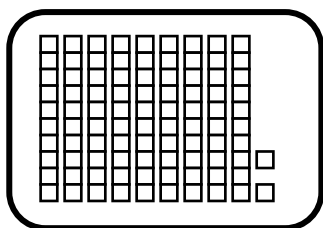


53

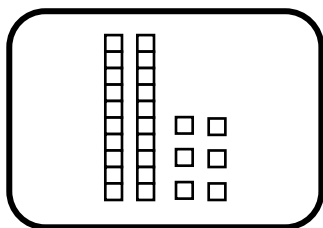
2



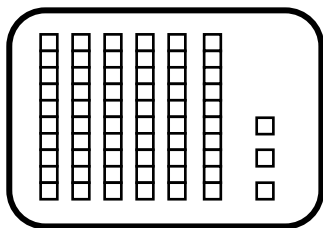
3



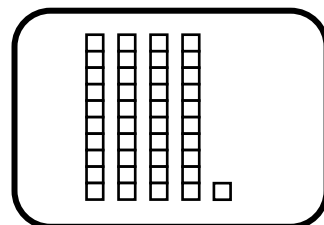
4



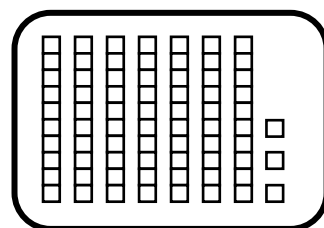
5



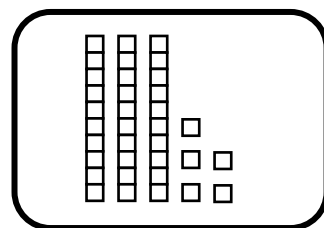
6




7



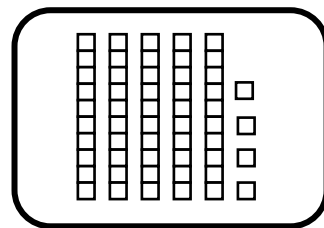
8



9


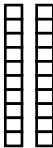


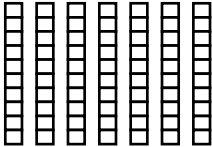
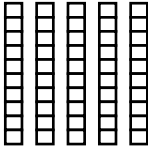






10



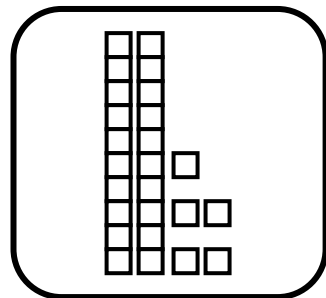
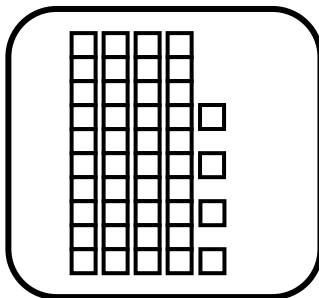
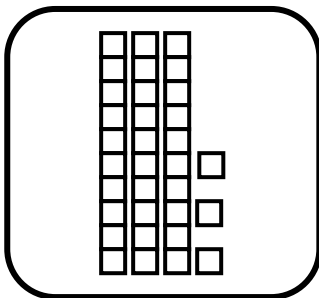
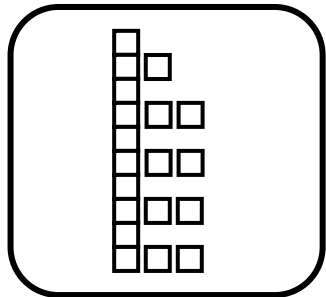
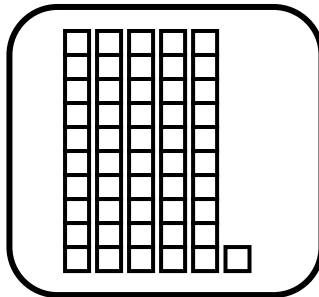
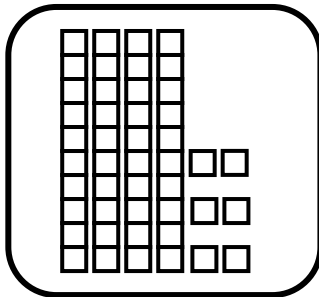
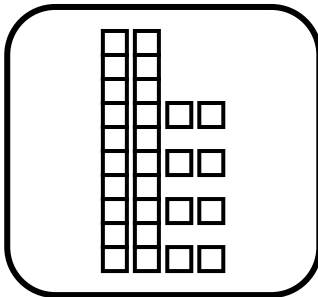
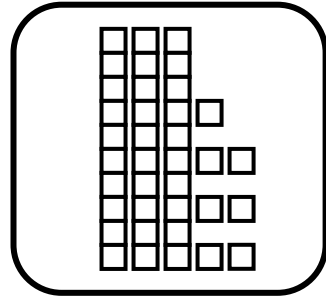
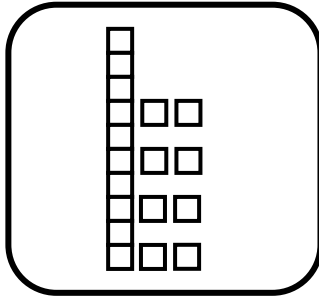
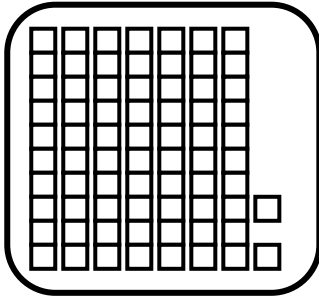
LAS DECENAS

INSTRUCCIONES: Escribe el número de decenas en forma literal.

| | | | |
|---|---|---|------------|
| ① |  | → | Una decena |
| ② |  | → | |
| ③ |  | → | |
| ④ |  | → | |
| ⑤ |  | → | |
| ⑥ |  | → | |
| ⑦ |  | → | |
| ⑧ |  | → | |
| ⑨ |  | → | |
| ⑩ |  | → | |

DECENAS Y UNIDADES

INSTRUCCIONES: Pinta del mismo color cada material **MULTIBASE** con su respectivo numeral.



72
.....

19
.....

37
.....

46
.....

51
.....

28
.....

18
.....

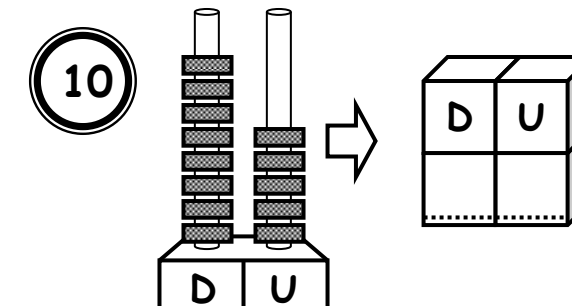
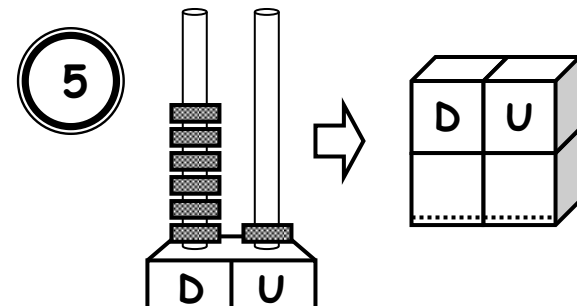
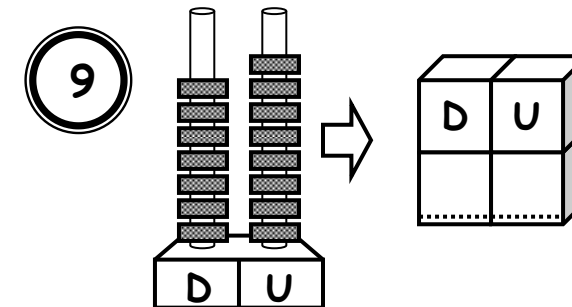
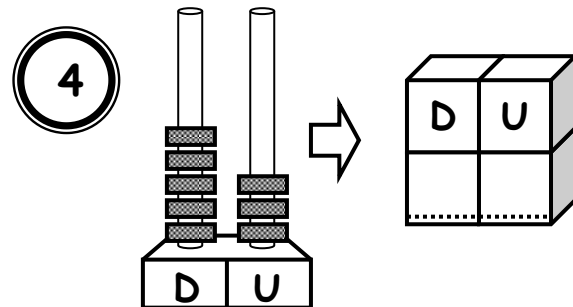
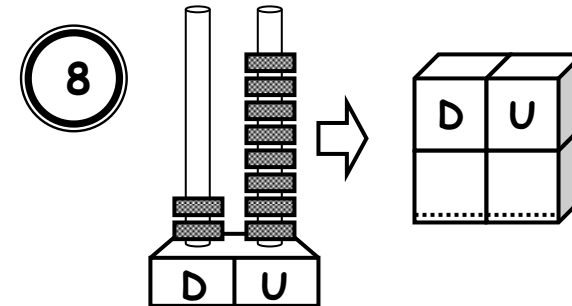
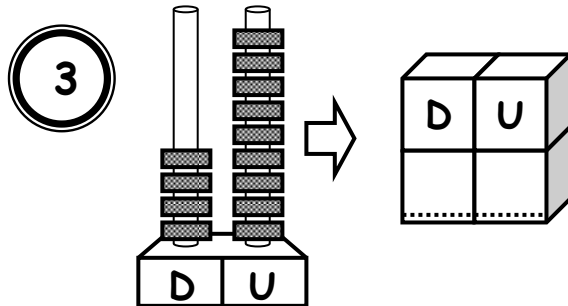
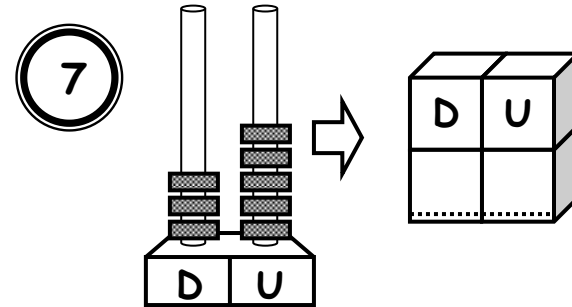
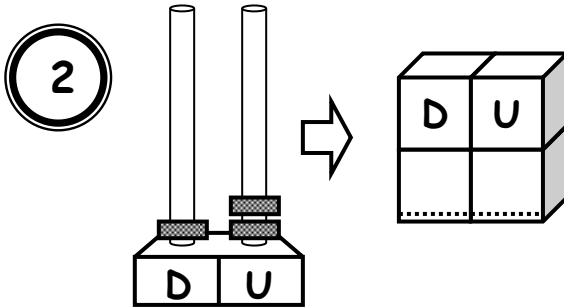
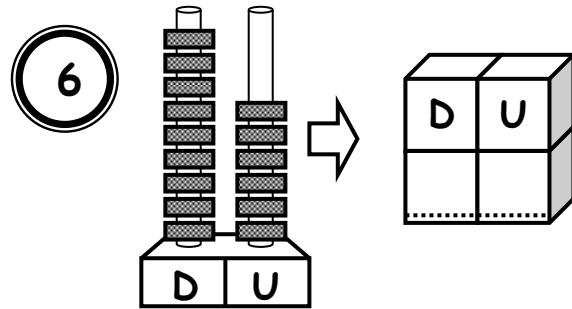
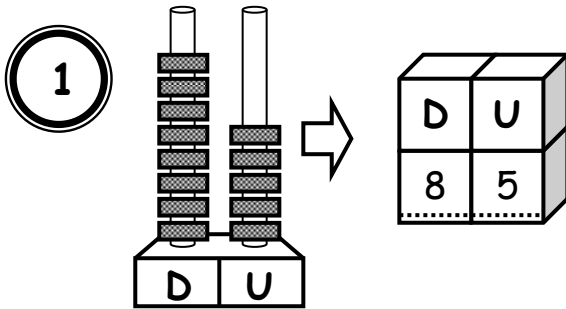
33
.....

44
.....

.....

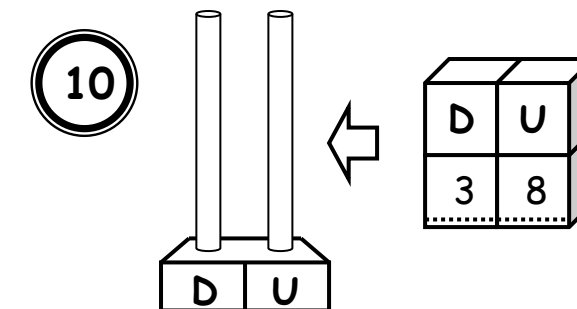
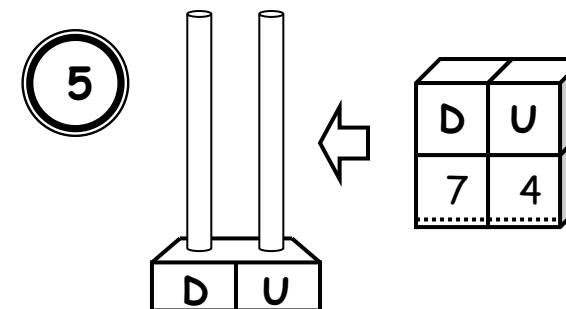
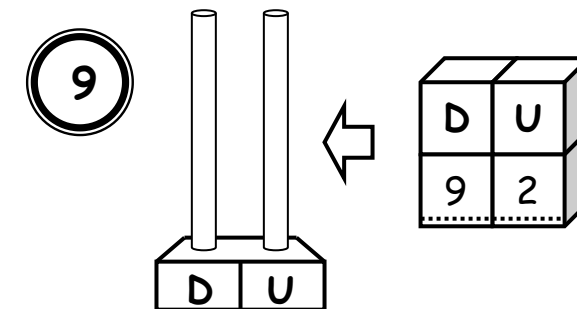
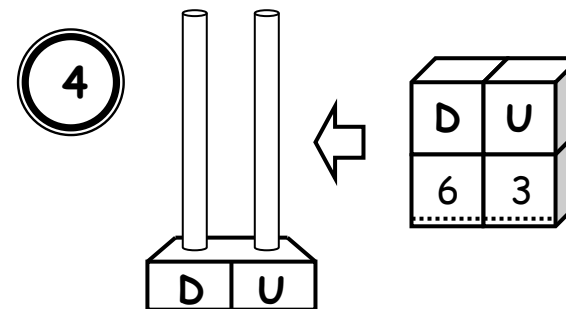
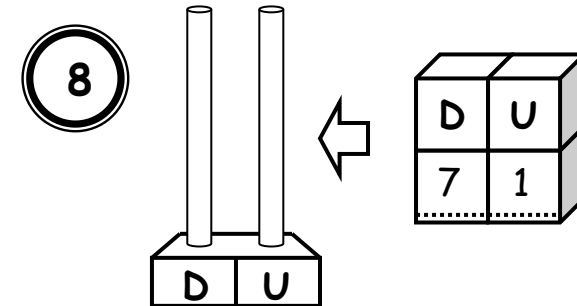
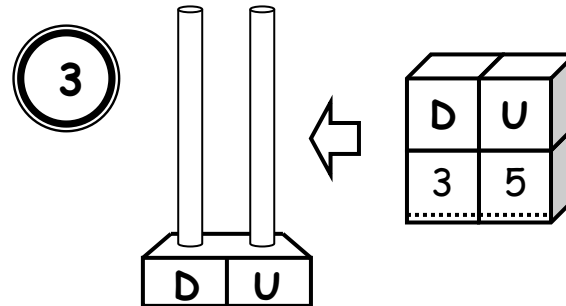
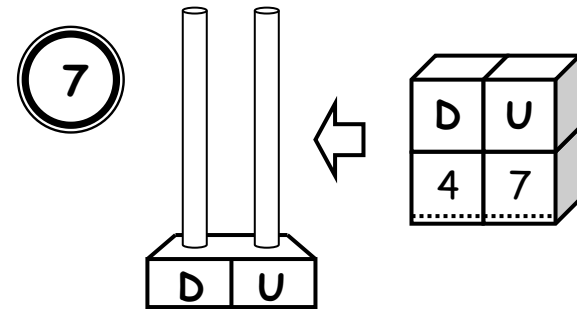
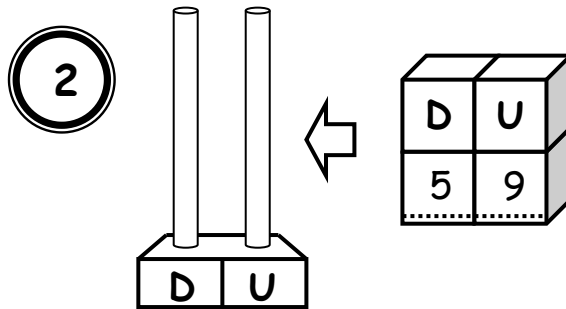
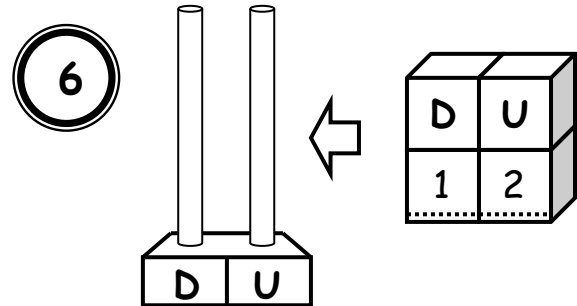
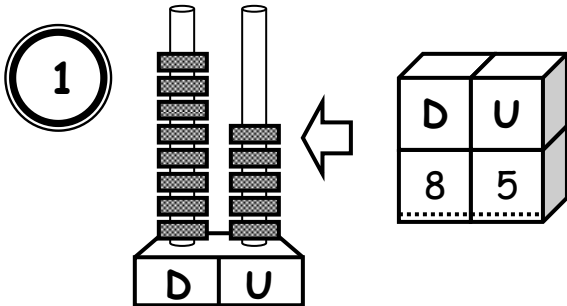
REPRESENTACIÓN EN EL ÁBACO

INSTRUCCIONES: Escribe el número que representa cada ábaco.



REPRESENTACIÓN EN EL ÁBACO

INSTRUCCIONES: Representa en el ábaco el número de unidades y decenas.



LA DECENA

INSTRUCCIONES: Pinta de rojo los números que contienen exactamente una decena o varias decenas, de cada serie.

| | | | | |
|----|----|----|----|-----|
| 1 | 31 | 42 | 50 | 68 |
| 2 | 20 | 16 | 41 | 43 |
| 3 | 39 | 30 | 52 | 40 |
| 4 | 90 | 22 | 53 | 69 |
| 5 | 68 | 37 | 50 | 18 |
| 6 | 31 | 60 | 51 | 33 |
| 7 | 45 | 14 | 54 | 100 |
| 8 | 49 | 80 | 24 | 76 |
| 9 | 93 | 55 | 70 | 47 |
| 10 | 10 | 67 | 28 | 21 |
| 11 | 99 | 81 | 91 | 20 |