



# EDUCADITOS



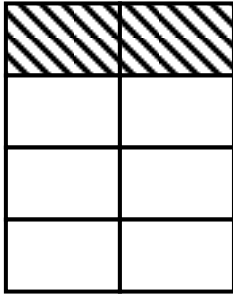
## MATEMÁTICA



# FRACCIONES



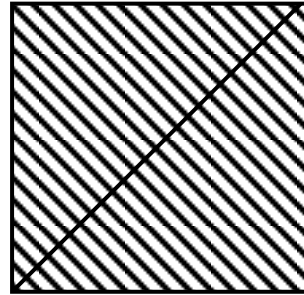
- Indica la fracción correspondiente:



\_\_\_\_\_



\_\_\_\_\_

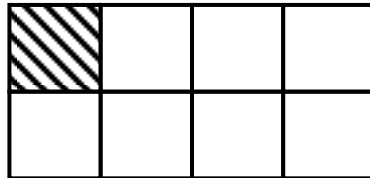


\_\_\_\_\_ = 1

- ELEMENTOS:

- NUMERADOR.- Indica las partes que se han tomado de la unidad y se escribe sobre la raya.
- DENOMINADOR.- Indica las partes en que se ha dividido la unidad y se escribe debajo de la raya. (cada una de las partes deben ser iguales)

$$\frac{1}{8}$$



- CLASES:

- Fracción Propias.- Son menores que la unidad. El numerador es menor que el denominador.

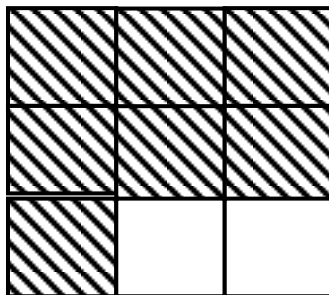
Ejemplo:

a)  $\frac{2}{3}$



Es menor que la unidad porque le falta un tercio para ser igual a la unidad.

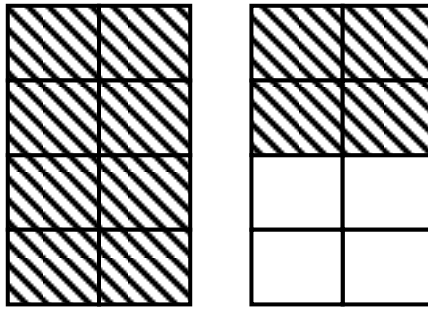
$$\frac{7}{9}$$



2. Fracciones Impropias.- Son mayores que la unidad. El numerador es mayor que el denominador.

Ejemplo:

$$\frac{12}{8}$$



3. Fracciones Homogéneas.- Son aquellas que tienen igual denominador.

Ejemplo:  $\frac{9}{4}$ ;  $\frac{6}{4}$ ;  $\frac{15}{4}$

4. Fracciones Heterogéneas.- Son aquellas que tiene diferente denominador.

Ejemplo:  $\frac{19}{3}$ ;  $\frac{15}{4}$ ;  $\frac{7}{6}$

• GRAFICAR:

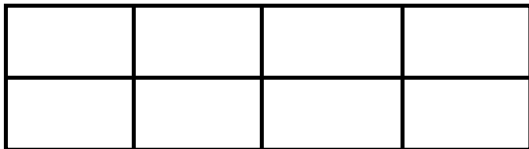
a)  $\frac{14}{15}$

b)  $\frac{6}{8}$


c)  $\frac{16}{5}$

e)  $\frac{4}{9}$

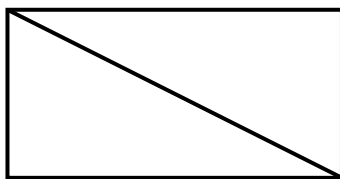
• COLOREA las partes de cada figura:




$\frac{2}{8}$



$\frac{2}{3}$

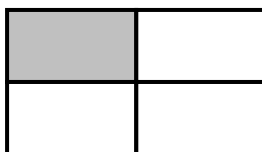


$\frac{2}{2}$




$\frac{1}{4}$

• HALLA la fracción que representa la región sombreada:



$\frac{1}{3}$     $\frac{1}{5}$     $\frac{1}{4}$     $\frac{2}{3}$     $\frac{3}{4}$



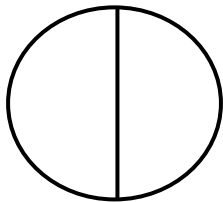
$\frac{2}{3}$     $\frac{1}{6}$     $\frac{4}{2}$     $\frac{2}{6}$     $\frac{2}{4}$

TRABAJEMOS CON FRACCIONES

Representa

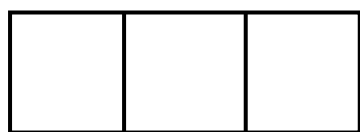
Pienso

Escribo la fracción




1 de 2 partes

$\frac{1}{2}$  un medio



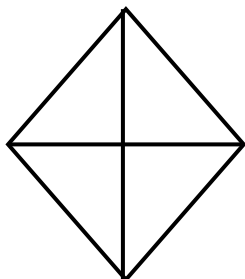
2 de \_\_\_\_\_ partes

$\frac{\square}{\square}$  dos tercios



1 de \_\_\_\_\_ partes

$\frac{\square}{\square}$  \_\_\_\_\_



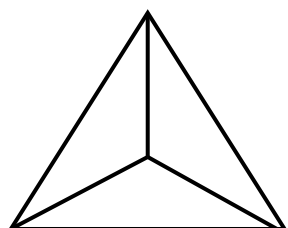
1 de \_\_\_\_\_ partes

$\frac{\square}{\square}$  \_\_\_\_\_



1 de \_\_\_\_\_ partes

$\frac{\square}{\square}$  \_\_\_\_\_

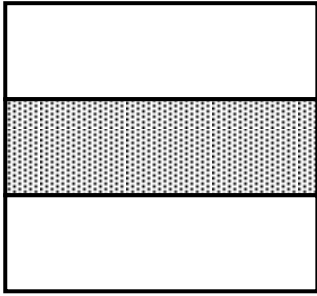


1 de \_\_\_\_\_ partes

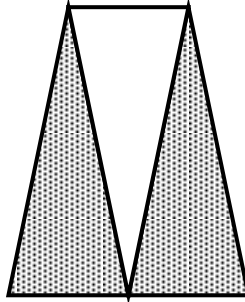
$\frac{\square}{\square}$  \_\_\_\_\_

# FRACCIONES


**INSTRUCCIONES:** Escribe la fracción que representa la región sombreada.



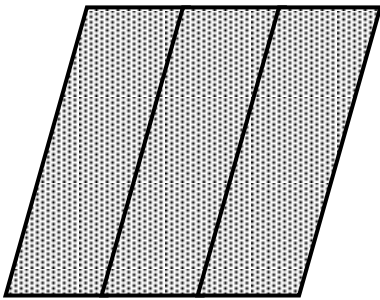
$\frac{1}{3}$



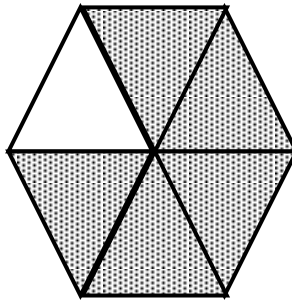
—



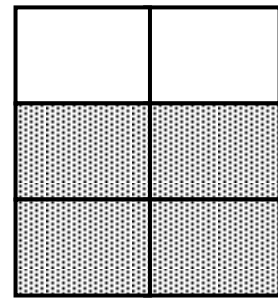
—



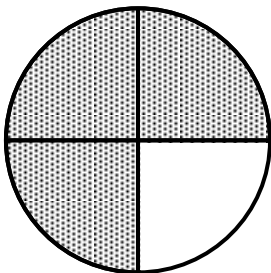
—



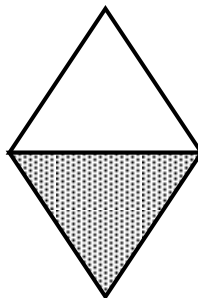
—



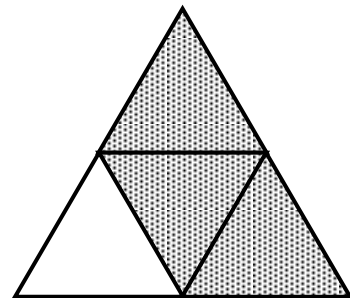
—



—



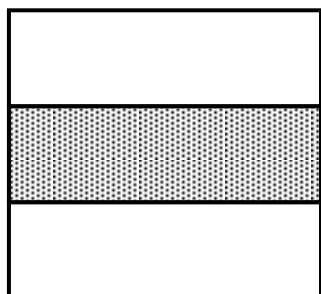
—



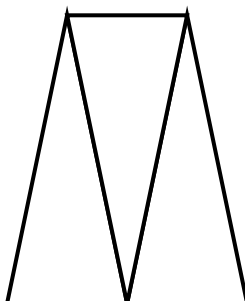
—

# FRACCIONES

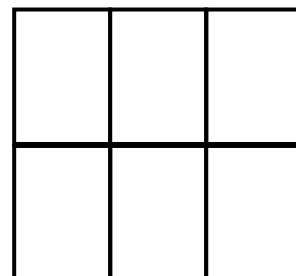
**INSTRUCCIONES:** Sombrea los gráficos de acuerdo a la fracción indicada.



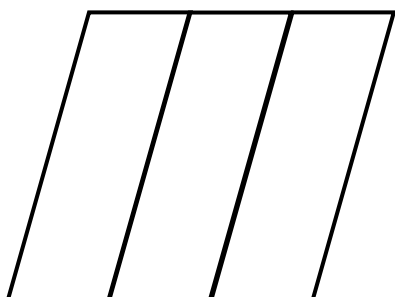
$$\frac{1}{3}$$



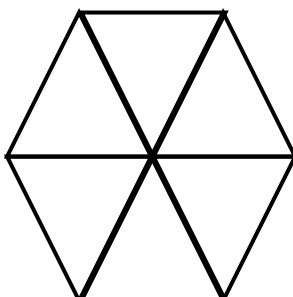
$$\frac{2}{3}$$



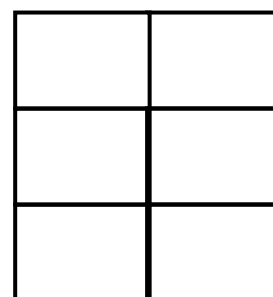
$$\frac{3}{6}$$




$$\frac{3}{3}$$



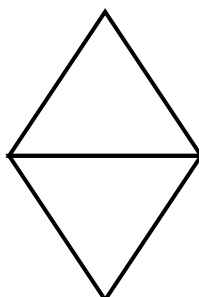
$$\frac{5}{6}$$



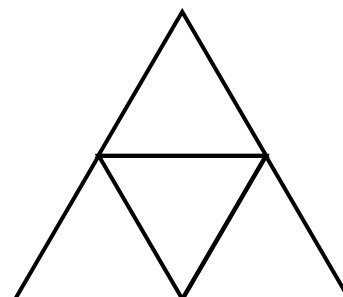
$$\frac{4}{6}$$



$$\frac{3}{4}$$



$$\frac{1}{2}$$

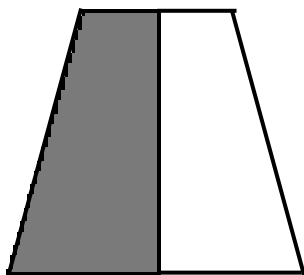


$$\frac{3}{4}$$

# FRACCIONES


**INSTRUCCIONES:** Escribe la **FRACCIÓN** que representa la región sombreada.

1.




$$\frac{\square}{\square}$$

2.



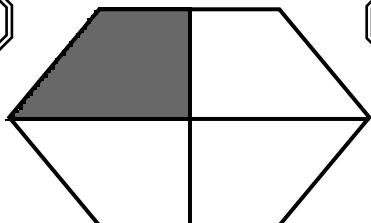
$$\frac{\square}{\square}$$

3.



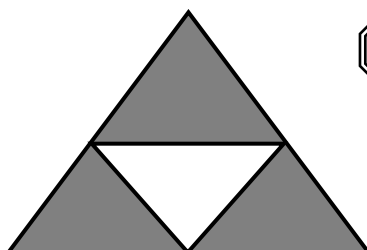
$$\frac{\square}{\square}$$

4.



$$\frac{\square}{\square}$$

5.




$$\frac{\square}{\square}$$

6.



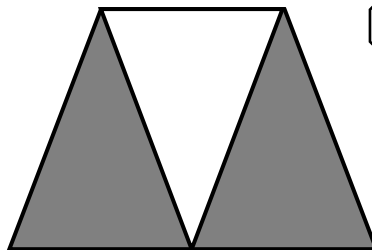
$$\frac{\square}{\square}$$

7.




$$\frac{\square}{\square}$$

8.




$$\frac{\square}{\square}$$

9.



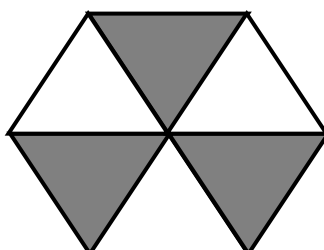
$$\frac{\square}{\square}$$

10.




$$\frac{\square}{\square}$$

11.



$$\frac{\square}{\square}$$

12.



$$\frac{\square}{\square}$$