



EDUCADITOS

COMUNICACIÓN

5

DESCOMPOSICION SILABICA

AÑITOS

DIBUJA tantos círculos como sílabas tenga cada figura.

CUENTA y ESCRIBE en el cuadrado el número de sílabas:












COLOREA tantos círculos como sílabas tenga cada figura:




Five empty circles in a row for coloring.



Five empty circles in a row for coloring.




Five empty circles in a row for coloring.



Five empty circles in a row for coloring.



Five empty circles in a row for coloring.



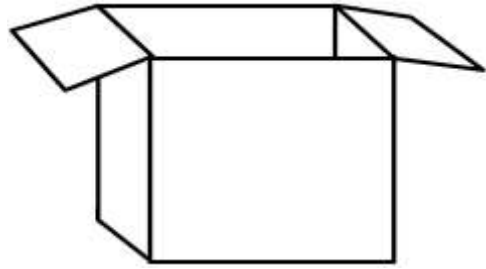
Five empty circles in a row for coloring.



DIBUJA tantos puntos como sílabas tengan las figuras.



Two black dots inside a rounded rectangular box, representing the number of syllables in the word 'cama'.



An empty rounded rectangular box for drawing dots.




An empty rounded rectangular box for drawing dots.



An empty rounded rectangular box for drawing dots.





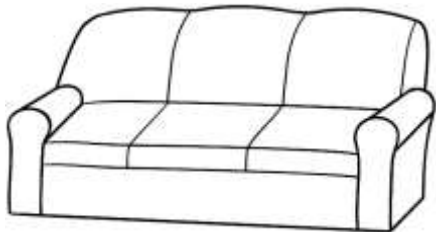


An empty rounded rectangular box for drawing dots.



An empty rounded rectangular box for drawing dots.

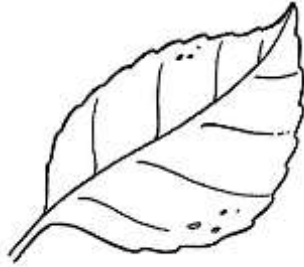


DIBUJA tantos círculos como sílabas tenga cada figura, igual al modelo.
CUENTA y ESCRIBE en el cuadrado el número de sílabas de cada dibujo.






COLOREA tantos círculos como sílabas tenga cada figura.



○ ○ ○ ○ ○



○ ○ ○ ○ ○




○ ○ ○ ○ ○



○ ○ ○ ○ ○



○ ○ ○ ○ ○



○ ○ ○ ○ ○



ENCIERRA en un círculo rojo las sílabas intermedias y con un círculo azul las sílabas que se encuentran al final de la palabra.



plum



almoha



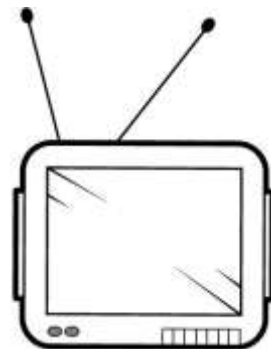
canda



casa



salero



televi